

Terms and Conditions

**Thank you for purchasing digital sheet music from Hillsong Music Australia.
Your purchase grants you the following rights:**

1. Make one copy of the sheet music solely for back-up purposes.
2. Print ONE copy of the sheet music for your personal purposes (performances, worship services, personal study, musical teaching, etc).

However the following rights have NOT been granted to you:

1. Reproduce copies of the sheet music in whole or in part.
2. To translate, enhance, modify, alter or adapt the sheet music or any part of it for any purpose.
3. Cause or permit any third party to translate, enhance, modify, alter or adapt the sheet music or any part of it for any purpose.
4. Sub-license, lease, lend, sell, rent, distribute or grant others any rights, or provide copies of the sheet music to others.

Reproductions of the sheet music can be made for the purpose of church worship only with an existing CCLI licence.

For further information contact CCLI. www.ccli.com

For further information about copyright please contact Hillsong Publishing
[publishing@hillsong.com]

By printing the following document I hereby acknowledge that I have read and I accept the Terms and Conditions outlined above.

God Is Able

Words and Music by
BEN FIELDING & REUBEN MORGAN
Arrangement by **MICHAEL GUY CHISLETT**

With energy ♩ = 79

B

F#

The first system of music consists of three staves. The top staff is a single treble clef staff with a whole rest. The middle and bottom staves are a grand staff (treble and bass clefs). The key signature is B major (three sharps: F#, C#, G#) and the time signature is 4/4. The piano accompaniment begins with a bass line of quarter notes (B2, C3, D3, E3) and a treble line of eighth-note chords (B2, C3, D3, E3) and eighth-note chords (F#3, G#3, A3, B3). The system concludes with a fermata over the final measure.

3

G#m

1.
E

The second system of music consists of three staves. The top staff is a single treble clef staff with a whole rest. The middle and bottom staves are a grand staff. The key signature is B major and the time signature is 4/4. The piano accompaniment continues with the same bass and treble lines as the first system. The system concludes with a first ending bracket over the final two measures, which end with a double bar line and repeat dots.

5

2.
E

1. God is

The third system of music consists of three staves. The top staff is a single treble clef staff with a whole rest, followed by a fermata, and then a vocal line with the lyrics "1. God is". The middle and bottom staves are a grand staff. The piano accompaniment continues with the same bass and treble lines as the previous systems. The system concludes with a double bar line and repeat dots.

VERSE

6

B

F#

G#m

a - ble, He will ne - ver fail. He is Al - might - y God.
 (2)with us, God is on our side. He will make a way.

9

E

B

F#

Great - er than all we seek. Great - er than all we ask.
 Far a - bove all we know. Far a - bove all we hope.

12

G#m

E

F#

CHORUS

B

He has done great things. Lift - ed up, He de - feat - ed the grave.
 He has done great things.

15

F#

G#m

E

— Raised to life, — our God is a - ble. In His Name,

18

B/D#

F#

— we o - ver - come, — for the Lord_

20

G#m

F#

Last to E

— our God is a - ble. —

22

1.
B

F#

24

G#m

E

2. God is

26

2.
B/D#

F#

e.gtr

28

G#m

F#

E

BRIDGE

B/D#

God is with us, — He will

31

F#

G#m

F#

go be - fore. — He will ne - ver leave us. — He will nev - er

33

E

B/D#

F#

leave us. — God is for us. — He has o - pen_ arms. He will nev - er

36

G#m

F#

E

D.S. al Coda

fail us. He will ne - ver fail us. Lift - ed up

CODA

38

E

B

F#

ble. Lift-ed up, He de-feat-ed the grave. Raised to life,

41

G#m

E

B/D#

our God is a - ble. In His Name, we o - ver-come,

44

F#

G#m

F#

E

TAGS

G#m

F#

for the Lord our God is a - ble. For the Lord our God is a -

48

E

G#m





F#

E

B

- ble. For the Lord our God is a - ble.

Chords Used In This Song

<p>B</p> 	<p>E</p> 	<p>F#</p> 	<p>G#m</p> 
--	--	---	---