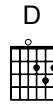


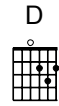
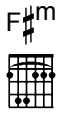
Break Free

♩ = 145

Words and Music by Joel Houston, Matt Crocker
and Scott Ligertwood



el gr.



A

V1: Would you be - lieve — me would you lis - ten if I told you — that,
 V2: Who would have thought — that God would give His one and on - ly — Son.
 V3: Now is the time — to take the free - dom that has come our — way.




there is a love — that makes a way and ne - ver holds you —
 Ta - king a stand — u - pon the cross to show us per - fect —
 Of - fer our lives — to see the glo - ry — of Your —


D  B  F#m 


— back. — P'Chs: So won't you break free. Won't you
 — love. —
 — Name. —



D 

break free, get up and dance — in His love? — So



F#m  1 D 

won't you break free? Won't you break free, get up and dance — in His love? —



2, 3 D




c




in His love?— Love ne-ver en-ding.— Chs: There's no e - sca - ping— the— truth,—




D




F#m




— there's no mis - ta - king— it's You.—— God, for - e - ver— we'll—




D



A



get up and dance.— Get up and dance,— and praise You. There's no e-



D



F#m



sca - ping — Your — light. — No mis - ta - king — Your — life. — A - cross the

D



Last to

world we — will — get up and dance. — Get up and dance, — and praise You.

1

F#m

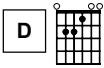




D




2

drums

D  **E**  **F#m** 




Bridge: And___ for___ all our days,___ we are___



D  **E**  **F#m** 

hol - ding___ on.___ Hol - ding on. To all Your ways,___ we are___



D  **E**  **F#m** 

hol - ding___ on.___ Hol - ding on to all You've said,___ and You've___



D E F#m

— done. — We — are — hol - ding on — to Your —

D

— love. Now we — will —

E F#m Bm7

dance. So

F **F#m** **Bm7**

won't you break free? Won't you break free? Get up and dance, — won't you break free?

Detailed description: This system contains the first two staves of music. The top staff is the vocal line in treble clef, starting with a repeat sign and a fermata. The bottom staff is the piano accompaniment in bass clef, featuring chords and a bass line. Chord diagrams for F, F#m, and Bm7 are shown above the staff. The key signature has three sharps (F#, C#, G#).

F#m

Play 3x

— So won't you break free? Won't you break free? Get up and dance—

Detailed description: This system contains the next two staves of music. The top staff is the vocal line, starting with a fermata and a repeat sign. The bottom staff is the piano accompaniment. A 'Play 3x' instruction is placed above the vocal line. Chord diagrams for F#m and Bm7 are shown above the staff. The key signature has three sharps.

Bm7 **D** **D** al Coda

— in His love. Love ne-ver en - ding.—

Detailed description: This system contains the final two staves of music. The top staff is the vocal line, ending with a fermata. The bottom staff is the piano accompaniment. Chord diagrams for Bm7 and D are shown above the staff. The key signature has three sharps. The system ends with a Coda symbol.

G

F#m



Coda

A musical score for a Coda section. It consists of three staves: a single treble clef staff at the top, and a grand staff (treble and bass clefs) below. The key signature has three sharps (F#, C#, G#). The top staff contains a melodic line with slurs and accents. The grand staff features a piano accompaniment with chords in the right hand and a rhythmic bass line in the left hand. The section concludes with a double bar line.