

Terms and Conditions – Digital Sheet Music

**Thank you for purchasing digital sheet music from Hillsong Music.
Your purchase grants you the following rights:**

1. Make one copy of the sheet music solely for back-up purposes.
2. Print ONE copy of the sheet music for your personal purposes (performances, worship services, personal study, musical teaching, etc).

However the following rights have NOT been granted to you:

1. Reproduce copies of the sheet music in whole or in part.
2. To translate, enhance, modify, alter or adapt the sheet music or any part of it for any purpose.
3. Cause or permit any third party to translate, enhance, modify, alter or adapt the sheet music or any part of it for any purpose.
4. Sub-license, lease, lend, sell, rent, distribute or grant others any rights, or provide copies of the sheet music to others.

Reproductions of the sheet music can be made for the purpose of church worship only with an existing Music Reproduction Licence from CCLI. For further information contact CCLI at <http://www.ccli.com>

For further information about copyright or other use of this music, please contact Hillsong Music Publishing at publishing@hillsong.com

By printing the following document I hereby acknowledge that I have read and I accept the Terms and Conditions outlined above.

You Deserve

♩ = 152

Words and Music by Matt Crocker
and James Dunlop

A \flat (no3)



A \flat



D \flat



2

A

A \flat 4fr.

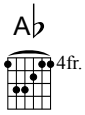
v1: What is this love giv - en to us
 (v2:) in Christ a - lone,

D \flat 4fr.

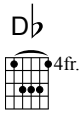
that saved my life
 the Sav - iour King

this self - less sac - ri - fice?
 a - lone in vic - to - ry.

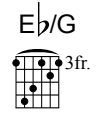
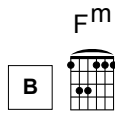
Al - though we fail,
 I step a - side,



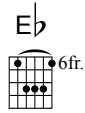
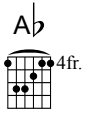
the cross pre - vails.
give You my life,



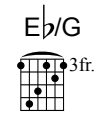
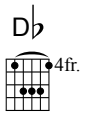
For - give - ness stands, You take me back
for You to move, do what You want



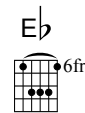
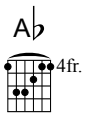
a - gain. P'Chs: You showed me life,
to do.




— You've o - pened my eyes, — so I give You my praise, —




— yeah, I give You my all. You showed — me life, —



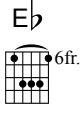
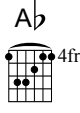
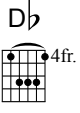
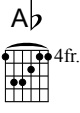
— You o - pened my eyes. — to the truth that there's no




great - er — love. *chs:* Now in the dark - ness, — God's light — shines.



Christ for - ev - er — glo - ri - fied. —







— So come on, come on, sing out —








— to God now with all we've got, we live —







Last to ☉
 — for You — our God. —





1
 v2: Sal - va - tion strong



2

D **A \flat** 4fr.

PLAY 3X

Bdg: I can't i - mag - ine life with - out —

The first system of the musical score features a vocal line and piano accompaniment. The key signature has three flats (B-flat, E-flat, A-flat). The vocal line begins with a rest, followed by a melodic phrase: "I can't i - mag - ine life with - out —". Above the first measure, there is a bracket with the number "2" and a box containing the letter "D". Above the second measure, there is a guitar chord diagram for A-flat (4th fret) and the text "A \flat 4fr.". Below the vocal line, the instruction "PLAY 3X" is written. The piano accompaniment consists of a steady eighth-note bass line in the left hand and chords in the right hand.

D \flat 4fr.

— You, with - out You. — 'Cause it's all for —

The second system continues the musical score. The key signature remains three flats. The vocal line continues with: "— You, with - out You. — 'Cause it's all for —". Above the first measure of the piano accompaniment, there is a guitar chord diagram for D-flat (4th fret) and the text "D \flat 4fr.". The piano accompaniment continues with a steady eighth-note bass line and chords in the right hand.


B \flat m7


You, yeah, it's all for — You, God.

The third system concludes the musical score. The key signature remains three flats. The vocal line ends with: "You, yeah, it's all for — You, God.". Above the first measure of the piano accompaniment, there is a guitar chord diagram for B-flat minor 7 (B \flat m7). The piano accompaniment continues with a steady eighth-note bass line and chords in the right hand, ending with a double bar line.


E

A \flat
 4fr.




D \flat
 4fr.


B \flat m7


D.  al Coda



F

E \flat
 6fr.

D \flat
 4fr.

 Coda

